



OASIS User Guide for International Skilled Worker Healthcare Expression of Interest Profiles

For more information, please contact:

**Government of Saskatchewan
Ministry of Immigration and Career Training
Immigration Services Branch**
Saskatchewan Immigrant Nominee Program
7th Floor, 1945 Hamilton Street
Regina, Saskatchewan S4P 2C8

Telephone: (Canada 001) 833-613-0485
Facsimile: (Canada 001) 306-798-0713
Inquiries: immigration@gov.sk.ca
Website: www.saskatchewan.ca/sinp

Updated December 2021

Contents

- Introduction..... 3
- Section #1: Create an OASIS Account 3
- Section #2: Enter Personal Details..... 7
- Section #3: Determine your Eligibility and Sub-category 10
- Section #4: Declare Consultant (If Applicable)..... 13
- Section #5: Complete EOI Points Grid..... 14
 - Education and Training** 14
 - Skilled Work Experience**..... 16
 - Language Ability**..... 16
 - Age**..... 17
 - Connection to Saskatchewan Labour Market and Adaptability**..... 17
 - Additional Information** 18
- Section #6: Review and Submit EOI 19
- Canceling your EOI 20
- Updating Your EOI after Submission..... 20

Introduction

To learn more about Expression of Interest system, please visit:

www.saskatchewan.ca/healthcare-eoi

You must register and create an account on the SINP's online application system, OASIS, in order to create an EOI profile. Please see Section #1 to see instructions on registering.

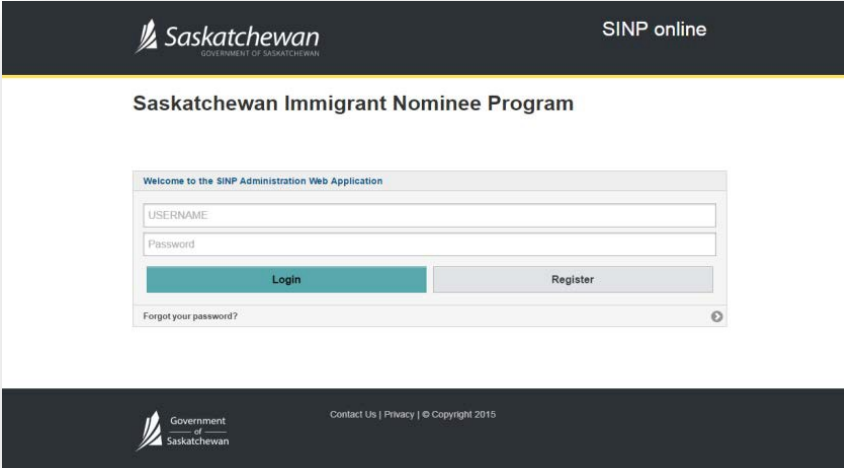
This guide is divided into 6 sections outlining the steps in creating and submitting an Expression of Interest (EOI) profile:

1. Create an OASIS account
2. Enter personal details
3. Determine your eligibility and sub-category
4. Complete EOI Points Grid
5. Declare Consultant (if applicable)
6. Review and Submit EOI

Section #1: Create an OASIS Account

You do not need to create a new account if you previously had a pending application. Please see Section #2 to continue.

- Click on the following link to access the SINP Online Application system:
<https://immigration.saskatchewan.ca/>



The screenshot shows the login page for the Saskatchewan Immigrant Nominee Program (SINP) online application system. The page features the Saskatchewan Government logo and the text "SINP online" in the top right corner. The main heading is "Saskatchewan Immigrant Nominee Program". Below this, there is a login form with the following elements:

- A welcome message: "Welcome to the SINP Administration Web Application".
- A "USERNAME" input field.
- A "Password" input field.
- A "Login" button (highlighted in teal).
- A "Register" button (grey).
- A "Forgot your password?" link with a downward arrow icon.

At the bottom of the page, there is a footer with the Saskatchewan Government logo and the text "Contact Us | Privacy | © Copyright 2015".

- Click on Register.

- Click Select a Registration Type.

- Choose your appropriate registration type and click Continue:
For Applicants: SINP Applicant or Expression of Interest Candidate
- Create a username. Username must not contain spaces or any special characters other than an underscore ('_'). Your username will be used to access your OASIS account.

Please type username on the space provided.
Please type all other entries in **Title Case**.

- Enter your First, Middle, and Family (Last) Name **as they appear on your passport**.
- Enter your Date of Birth in DD-Mon-YYYY format.
- Enter your Email address.



This Email address will be used for all future correspondence for your OASIS application, including password recovery.

- Click **Register**.

An email including your username and password will be sent to you. You will need this information to login to OASIS.

Your username and password are:

Username: JSMITH

Password: *p65T

This user name and password will allow you to create and submit your application with the SINP.

Note - The password is case sensitive.

- **login to OASIS**

On the login page, type in your username and password sent in the email and click **Login**.

The system will then prompt you to change your password.

Please note the following password requirements:

- have at least eight characters;
- contain characters from at least three of the following categories:
 - English uppercase letters (A – Z);
 - English lowercase letters (a – z);
 - numbers (0 – 9);
 - non-alphanumeric symbols (e.g.:!, #,\$,%)
- not contain your user's account name.

- **Authority to Disclose Personal Information**

In order to continue logging into OASIS for the first time, all users must agree to disclose information by clicking “I AGREE” button.

AUTHORITY TO DISCLOSE PERSONAL INFORMATION

All users must agree to disclose information as stated below in order to continue.

I understand that the information collected, used and stored within the Saskatchewan Immigrant Nominee Program (SINP) Online Application System (OASIS) constitutes personal information and is subject to the provisions of The Freedom of Information and Protection of Privacy Act and relevant regulations.

I understand that unauthorized access to OASIS is strictly prohibited, and the information contained within is to be used and/or disclosed exclusively for the purposes for which it was acquired, or in accordance with the Acts listed above. Any use or disclosure of this information for any other purpose may result in prosecution.

I confirm my understanding of all the previous statements and have asked for and received an explanation, or language translation if required, of every point that was not clear to me.

I AGREE

- **User ID or Password Recovery**

In order to recover access to your account, on the login page, click “Forgot your User ID or Password?”, then choose Recovery Method.

Forgot your User ID or Password?

1. To recover your password:
Simply enter your User ID by choosing “User ID” as recovery method and click “Submit”. New temporary password will be sent to the email address associated with your account.
2. To recover your username:
Simply enter your Email Address by choosing “Email” as recovery method and click “Submit”. List of associated usernames will be sent to the entered email address. This will not reset password of any associated account(s). To reset the password of your specific account, follow the instructions of step 1.

Recovery Method:

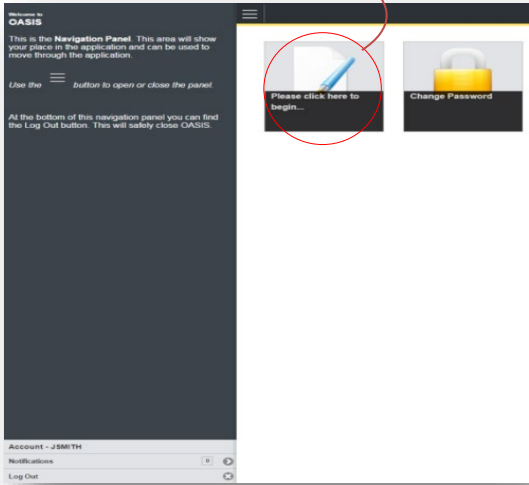
Submit

Choose “User ID” to reset your password. You will be asked to enter the username used when you created your account. An email containing the username and temporary password will be sent to the email address associated with your User ID (or username).

If you want to recover your account using the email address used, click “Email” as recovery method. A list of usernames associated with your email address will be sent to you by email. To reset the password, you will need to perform the previous step using recovery method “User ID”.

Section #2: Enter Personal Details


- Click on “Please click here to begin” button



- Fill in all Applicant Information and Passport Details required below:

Birthdate and Address Info for Matthew Leier

Please enter the applicant's personal contact information and birth date in the fields below. If the applicant has a representative that will be conducting business on their behalf, the representative's contact information should be provided on the federal Use of a Representative (IMM5476) form.

At any time you can click the  to the right to save your responses.

Once you have entered your information, please click the 'Continue to Next Section' button above. If you do not see the button, you have not saved all the required fields.

Prefix*	<input type="text"/>
<i>fn</i> Given Name	<input type="text" value="Matthew"/>
<i>fn</i> Middle Name	<input type="text"/>
<i>fn</i> Surname	<input type="text" value="Leier"/>
Gender*	<input type="text"/>
Marital Status*	<input type="text"/>
<i>fn</i> Date of Birth	<input type="text" value="01-Dec-1960"/>
	<small>Date must be entered as DD-Mon-YYYY Example: 01-Jan-2015</small>
Passport Number*	<input type="text"/>
Passport Expiry Date*	<input type="text" value="DD-Mon-YYYY"/>
Intended Destination for Settlement	<input type="text"/>
In which country do you currently reside?*	<input type="text"/>

(Your source country will not impact your chances of being invited to apply to the SINP. This information will be used to notify you of any recruitment missions in your country.)

- Fill in Residential/Home Address:

Residential/Home Address

Address Line 1*

Address Line 2

Address Line 3

City / Town*

Province/State*

Postal Code

Country*

If your Home Address is outside Canada, under Province/State, choose International/Outside Canada and type in your province.

Province/State*

If International, please specify province or state name

If your Home Address is the same as your mailing address, choose ‘Yes’ for the question ‘Is the mailing address the same as the Residential/Home Address?’.

Is the mailing address the same as the Residential/Home Address?*

Yes No

Selecting "Yes" will copy your residential address into the mailing address.

- Fill in mailing address and telephone number if different from your home address:

Mailing Address

Address Line 1*

Address Line 2

Address Line 3

City / Town*

Province/State*

Postal Code

Country*

Telephone Number

Email Address*

The Applicant's Email Address is a required field and must include the applicant's email address for the application to be considered complete. The application may be subject to an integrity review for misrepresentation if the email address entered in the Applicant's Email Address is not the applicant's email address.



The Applicant's Email Address is a required field and must include the applicant's email address for the application to be considered complete. The application may be subject to an integrity review for misrepresentation if the email address entered in the Applicant's Email Address is not the applicant's email address.

- Select one that applies to you:

<input type="radio"/> I am a skilled worker who wants to work and live in Saskatchewan.
<input type="radio"/> I am a foreign national currently working and living in Saskatchewan.
<input type="radio"/> I want to establish and actively operate a business in Saskatchewan.

- Choose ‘Yes’ if you are appointing a representative, otherwise choose ‘No’.

Do you have a representative that will be conducting business on your behalf with Immigration, Refugees and Citizenship Canada (IRCC), the Immigration and Refugee Board (IRB), Canada Border Services Agency (CBSA) and the Saskatchewan Immigrant Nominee Program(SINP)? *

Yes	No
-----	----

- Fill in the email address for the Consultant if you select ‘Yes’

Do you have a representative that will be conducting business on your behalf with Immigration, Refugees and Citizenship Canada (IRCC), the Immigration and Refugee Board (IRB), Canada Border Services Agency (CBSA) and the Saskatchewan Immigrant Nominee Program(SINP)? *

Yes	No
-----	----

Email address for Consultant*

- Click on the link below for information about use of a representative:

<https://www.saskatchewan.ca/residents/moving-to-saskatchewan/provide-immigration-services/immigration-consultant-and-foreign-worker-recruiter-licensing-and-responsibilities>

Click **Continue to Next Section** to proceed.

Section #3: Determine your Eligibility and Sub-category

- You must answer the series of questions on this page to determine eligibility and application category. First, to submit a Healthcare EOI, you must select an [eligible occupation](#).

Are you applying for the Saskatchewan Graduate Temporary Measure? Yes

Students living in Saskatchewan on September 1, 2020 that have graduated from **post-secondary designated learning institution** in Saskatchewan and have legally lived in Saskatchewan for at least 24 months in the last three years may be eligible to apply through this **Temporary Measure**.

Do you have a current job offer? Yes No

Have you been accepted into Immigration, Refugees and Citizenship Canada's Express Entry pool and have an Express Entry Profile Number? Yes No

Please select your intended occupation*

Please check to see if your occupation is regulated or requires professional certification

If your occupation is regulated or requires professional certification, you will need to will assess if you have chosen the correct occupation in Canada by reviewing your documentation. The processing of your application will be paused until you obtain the

Have you completed post-secondary education, training or apprenticeship from a university, college, or trade school that resulted in a degree, diploma or certificate? (Y/N)*

Is your degree, diploma or certificate related to the occupation you have chosen above?*

4011 - University professors and lecturers

- 2283 - Information systems testing technicians
- 3012 - Registered nurses and registered psychiatric nurse
- 3122 - Chiropractors
- 3124 - Allied primary health practitioners
- 3131 - Pharmacists
- 3141 - Audiologists and speech-language pathologists
- 3142 - Physiotherapists
- 3143 - Occupational therapists
- 3211 - Medical laboratory technologists
- 3212 - Medical laboratory technicians and pathologists' assistants
- 3214 - Clinical perfusionists and cardiopulmonary technologists
- 3215 - Medical radiation technologists
- 3216 - Medical sonographers
- 3217 - Cardiology technologists and electrophysiological diagnostic technologists, n.e.c.
- 3219 - Other medical technologists and technicians (except dental health)
- 3223 - Dental technologists, technicians and laboratory assistants
- 3233 - Licensed practical nurses
- 3234 - Paramedical occupations
- 3237 - Other technical occupations in therapy and assessment
- 3413 - Nurse aides, orderlies and patient service associates


You cannot proceed until all required responses have been provided.


[Occupation In-Demand and Express Entry Occupation Requirements](#). If your occupation is regulated or requires professional certification, your employer may need the documentation in the above list before offering you employment.


You must respond to all remaining questions below before you can proceed.

Have you completed post-secondary education, training or apprenticeship from a university, college, or trade school that resulted in a degree, diploma or certificate? (Y/N)* Yes No

Is your degree, diploma or certificate related to the occupation you have chosen above?* Yes No

Click  to save your responses, and

Click  to check the application category you are applying under.

If the category shown is not what you are intending to apply under, you may change your responses by clicking on 

or click “No” for more information.

- If you have made the correct selections, you should see “International Healthcare Worker EOI” as your selected category, in addition to any other categories you may be eligible for.

Based on your saved responses you will be applying under the following category: - **International Healthcare Worker EOI**

An International Healthcare Worker EOI submission is not an application to the SINP. It is a pre-application form which allows you to fill out an online form to indicate your interest in working in Saskatchewan in a selected Health sector occupation and show your qualifications. The information asked for is used to identify you for job opportunities being offered by Saskatchewan healthcare sector employers. Please visit www.saskatchewan.ca/health-eoi for more information on the Healthcare Worker EOI.

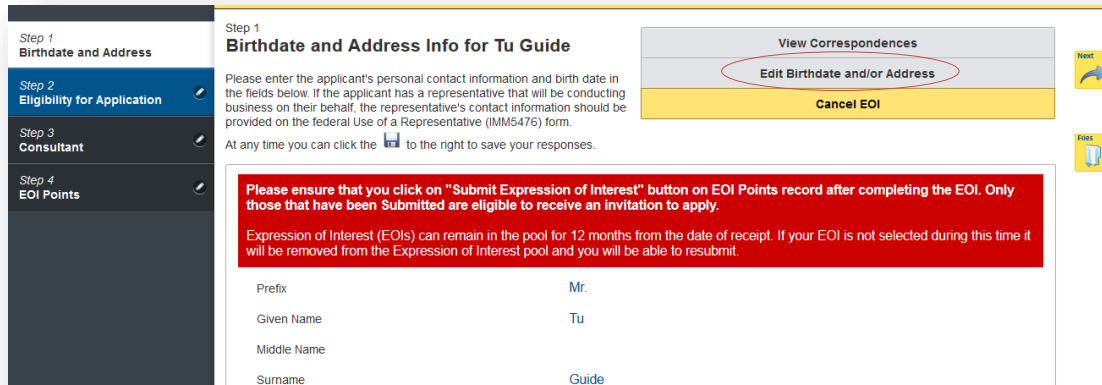
If you receive an employment offer, you may be eligible for the SINP's **International Skilled Worker: Employment Offer** or the **Hard-to-Fill Skills Pilot**.

Not all candidates who submit an EOI will receive a job opportunity notification.

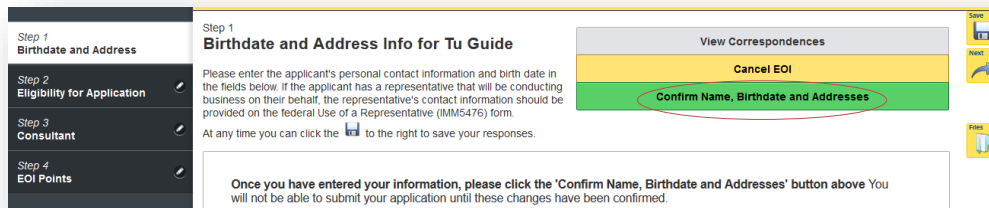
Foreign workers who receive an employment offer from a Saskatchewan employer do not need to create an EOI profile but can apply directly to the **International Skilled Worker: Employment Offer** sub-category or the **Hard-to-Fill Skills Pilot**.



- Review your Birthdate and Address Information. If you want to update your personal details, please click on **Edit Birthdate and/or Address** button.




After making changes, click “Confirm...” button then Next.



- Review Eligibility for Application

Step 2
Eligibility for Application Cancel EOI

At any time you can click the  to the right to save your responses. You must respond to all the questions below before you can proceed.

Please ensure that you click on "Submit Expression of Interest" button on EOI Points record after completing the EOI. Only those that have been Submitted are eligible to receive an invitation to apply.

Expression of Interest (EOIs) can remain in the pool for 12 months from the date of receipt. If your EOI is not selected during this time it will be removed from the Expression of Interest pool and you will be able to resubmit.

Do you have a current job offer? No

Have you been accepted into Immigration, Refugees and Citizenship Canada's Express Entry pool and have an Express Entry Profile Number? Yes

Express Entry Profile Number E0012345

Job Seeker Validation Code 1234

I have at least one year of work experience in: 0211 - Engineering managers

Your intended occupation may be regulated or requires professional certification. Please see the following links for this requirement:

Regulated Occupations and Licensing Requirements

<https://www.saskatchewan.ca/residents/moving-to-saskatchewan/immigrating-to-saskatchewan/working-in-saskatchewan/regulated-occupations-and-licensing-requirements/saskatchewan-regulatory-bodies>

SINP Requirements Related to Professional Status or Licensure

<https://www.saskatchewan.ca/residents/moving-to-saskatchewan/immigrating-to-saskatchewan/saskatchewan-immigrant-nominee-program/applicants-international-skilled-workers/occupation-requirements#sinp-requirements>



The responses in this step can be modified after submitting your Expression of Interest by clicking 'Make Changes to EOI'.

Section #4: Declare Consultant (If Applicable)

If you have declared the use of an immigration representative on your Birthdate and Address Screen, a Consultant screen will automatically be created. More information about using a representative can be found on the link below:

<https://www.saskatchewan.ca/residents/moving-to-saskatchewan/provide-immigration-services/immigration-consultant-and-foreign-worker-recruiter-licensing-and-responsibilities>

Please select your representative from the list of approved representatives. Correspondence from the SINP will automatically be sent to the Email address specified on Birthdate and Address record of the selected representative.

The screenshot shows a web interface for the 'Consultant' step. On the left, a sidebar lists four steps: 'Step 1 Birthdate and Address' (checked), 'Step 2 Eligibility for Application' (checked), 'Step 3 Consultant' (active), and 'Step 4 EOI Points' (pencil icon). The main content area is titled 'Step 3 Consultant' and includes a 'Cancel EOI' button. Below the title is a paragraph of text explaining that only licensed immigration consultants or lawyers are eligible to submit EOIs. A red warning box contains instructions to click 'Submit Expression of Interest' and notes that EOIs expire if not submitted within 30 days. Below the warning, there is a dropdown menu for 'Please select your Consultant*' with 'Representative Lawyer' selected. A note below the dropdown says: 'If your representative cannot be found, please type in 'Not listed' and click on the 'Representative is not listed' option.' At the bottom, there is a text input field for 'Email Address*' with 'sample@gmail.com' entered. On the right side of the form, there are 'Save', 'Next', and 'Prev' buttons.

Click  then  to continue.

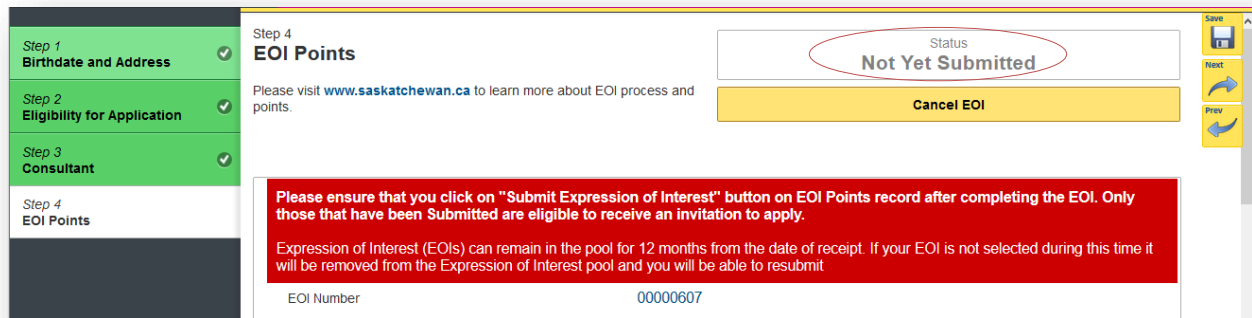
Section #5: Complete EOI Points Grid

The information you provide will result in a points score. The EOI profile uses the same point assessment grid as the International Skilled Worker categories.

For more information on the point assessment grid, please visit:

<https://www.saskatchewan.ca/residents/moving-to-saskatchewan/live-in-saskatchewan/by-immigrating/saskatchewan-immigrant-nominee-program/browse-sinp-programs/applicants-international-skilled-workers/assess-your-eligibility>

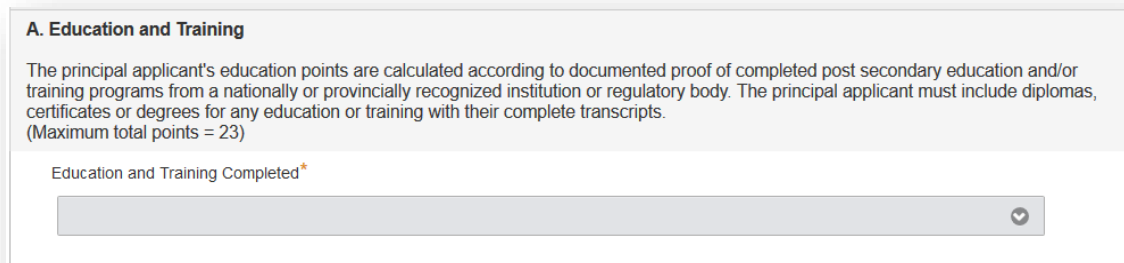
Your EOI status will initially show “**Not Yet Submitted**”.



The screenshot shows a web interface for the EOI Points grid. On the left, there is a vertical navigation menu with four steps: Step 1 Birthdate and Address (checked), Step 2 Eligibility for Application (checked), Step 3 Consultant (checked), and Step 4 EOI Points (selected). The main content area is titled 'Step 4 EOI Points' and includes a link to 'www.saskatchewan.ca' for more information. A status box at the top right displays 'Status Not Yet Submitted' in a red circle, with a yellow 'Cancel EOI' button below it. A red warning box contains the text: 'Please ensure that you click on "Submit Expression of Interest" button on EOI Points record after completing the EOI. Only those that have been Submitted are eligible to receive an invitation to apply. Expression of Interest (EOIs) can remain in the pool for 12 months from the date of receipt. If your EOI is not selected during this time it will be removed from the Expression of Interest pool and you will be able to resubmit.' At the bottom, the EOI Number is displayed as 00000607. On the far right, there are 'Save', 'Next', and 'Prev' buttons.

Education and Training

Fill in points for highest completed education. For education completed outside Canada, choose the Canadian Equivalency stated on your Educational Credential Assessment (ECA).



The screenshot shows the 'A. Education and Training' section of the EOI form. It contains the following text: 'The principal applicant's education points are calculated according to documented proof of completed post secondary education and/or training programs from a nationally or provincially recognized institution or regulatory body. The principal applicant must include diplomas, certificates or degrees for any education or training with their complete transcripts. (Maximum total points = 23)'. Below this text is a dropdown menu labeled 'Education and Training Completed*' with a downward arrow icon.

Please answer the question regarding licensure based on the NOC code you have chosen under the Eligibility page. Choose N/A if the NOC code does not require licensure.

Do you have proof of Professional Status or Licensure in Saskatchewan if required for your occupation? (Please review the SINP's Requirements Related to Professional Status and Licensure found at <https://www.saskatchewan.ca/residents/moving-to-saskatchewan/live-in-saskatchewan/by-immigrating/saskatchewan-immigrant-nominee-program/browse-sinp-programs/applicants-international-skilled-workers/occupation-requirements>. Only select N/A if your occupation is not a regulated occupation.)*

Yes	No	N/A
-----	----	-----

Please answer the question regarding any degrees, diplomas or certificates in Canada that relate to your chosen occupation.

Do you have a degree, diploma or certificate from a post-secondary institution in Canada related to the occupation you have chosen in your EOI?*

Yes	No
-----	----

Please Note: An Educational Credential Assessment (ECA) is a mandatory document for post-secondary education completed outside of Canada that is included in your SINP application. You must include assessment of the education related to the occupation you have chosen in your Expression of Interest (EOI). Your ECA must also include assessment of the education claimed for the Point Assessment Grid.

An Educational Credential Assessment (ECA) is not applicable for education that was completed in Canada.

Skilled Work Experience

The principal applicant's work experience points are calculated according to documented proof of skilled work experience in their **intended occupation NOC** in the last ten years.

Select the number of years you worked in your **intended occupation NOC** during the most recent five years:

(A) Work experience during the most recent **five** years prior to application *

Select the number of years you worked in your **intended occupation NOC** during the six to ten year period prior to application:

(B) Work Experience during the **six to ten** year period prior to application *

e.g., If an application is submitted on 1-Jan-2014, points for experience gained during the most recent five years would be from 2009-2013, and points for experience gained during the six to ten year period would be from 2004-2008.

Language Ability

Select your language ability points based on the lowest CLB equivalent of your English or French language test results. You may also claim points for your Second Official Language if applicable.

The principal applicant's language ability is calculated according to documented ability in one of Canada's official languages, English or French. If the applicant is proficient in both, s/he should choose the language that is most comfortable as the first official language. Applicants must submit official results of a recent SINP-approved language test as proof of language proficiency. "CLB" refers to Canadian Language Benchmarks. (Maximum total points = 30(20 + 10)) Visit <https://www.canada.ca/en/immigration-refugees-citizenship/corporate/publications-manuals/operational-bulletins-manuals/standard-requirements/language-requirements/test-equivalency-charts.html> to convert IELTS, CELPIP, TEF, and TCF scores to CLB 4 to 9+.

First Official Language *

Are you bi-lingual in French and English?

Do you have a valid Language test for the second official language?

Second Official Language

Age

Age points are calculated according to the date of application to the SINP.

Age at time of application submission*

Connection to Saskatchewan Labour Market and Adaptability

The principal applicant's points are calculated according to documented proof of a strong connection to Saskatchewan with genuine intention and ability to successfully settle and economically establish in Saskatchewan as a permanent resident. (Maximum total points = 30).

<input type="checkbox"/> 5 pts - Previous work experience in Saskatchewan
<input type="checkbox"/> 5 pts - Previous student experience in Saskatchewan
<input type="checkbox"/> 20 pts - Close relative in Saskatchewan
<input type="checkbox"/> 0 pts - N/A

Close family relative in Saskatchewan - *The applicant or accompanying spouse has a family relative that is a Canadian citizen or permanent resident living in Saskatchewan. This includes a: parent, sibling, grandparent, aunt, uncle, niece, nephew, cousin and step-family members or in-laws of the same relationships.*

Past work experience in Saskatchewan - *At least 12 months of work in the past five years on a valid work permit.*

Past student experience in Saskatchewan - *At least one full-time academic year at a recognized Saskatchewan post-secondary education institution on a valid study permit.*

Additional Information

Please select 'Yes' or 'No' to the following question:

Do you have an existing work permit that allows you to work in Canada?*	Yes	No
Do you consent to have the SINP share your profile and/or resume with a Saskatchewan employer who is recruiting workers in your intended occupation?*	Yes	No
I understand that the information contained in my Expression of Interest profile will form part of any subsequent application and that I am responsible for the truthfulness, completeness, and correctness of the information submitted. *	Yes	No

Additional Information

Do you have an existing work permit that allows you to work in Canada?*	Yes	No
Work Permit Type*	<input type="text"/>	
Work Permit Expiration Date*	<input type="text" value="DD-Mon-YYYY"/>	
<small>Date must be entered as DD-Mon-YYYY Example: 01-Jan-2015</small>		
Do you consent to have the SINP share your profile and/or resume with a Saskatchewan employer who is recruiting workers in your intended occupation?*	Yes	No
Please click Upload File button to upload your document(s). Resume	<input type="button" value="Upload File"/>	

Section #6: Review and Submit EOI


After answering all the required questions and saving the screen, you will see the **Submit Expression of Interest** button at the bottom of the screen.

You are about to submit an Expression of Interest for International Skilled Workers - Saskatchewan Express Entry category. This EOI will remain in the system for 365 days before it expires. If you wish to cancel your EOI, please press cancel EOI button on the top right corner. To continue submitting your EOI, press *Submit Expression of Interest*. If you have questions, please call the SINP at 001-833-613-0485 or email immigration@gov.sk.ca

Submit Expression of Interest

Click on **Submit Expression of Interest** button. If all the required information is provided, your EOI will be submitted and a notification will be displayed.



Your Expression of Interest (EOI) has been submitted to the SINP. 
You can update your EOI by clicking on "Make Changes to EOI" button but you must submit your EOI again to be eligible for an invitation to apply.

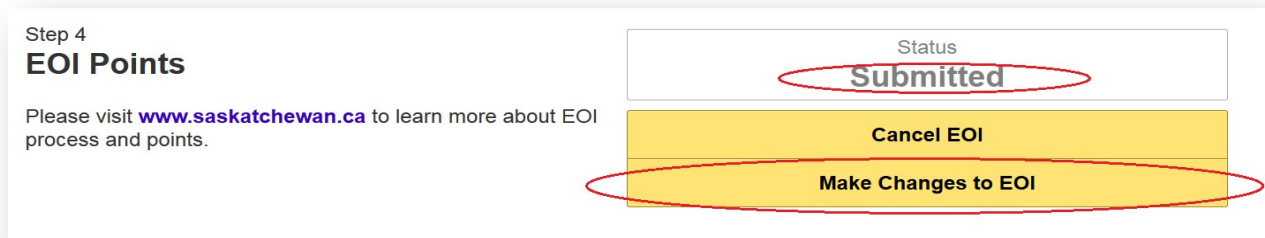
Canceling your EOI

If you would like to cancel your current EOI, you can click on **Cancel EOI**. This will delete your EOI and you will have to repeat this process again if you wish to submit an EOI in the future.



Updating Your EOI after Submission

If you want to update the EOI information you provided, click on **Make Changes to EOI** button on the EOI Points screen to update your EOI.



*You must save and click on **Submit Expression of Interest** button again to re-submit your EOI.*

- End of Guide -